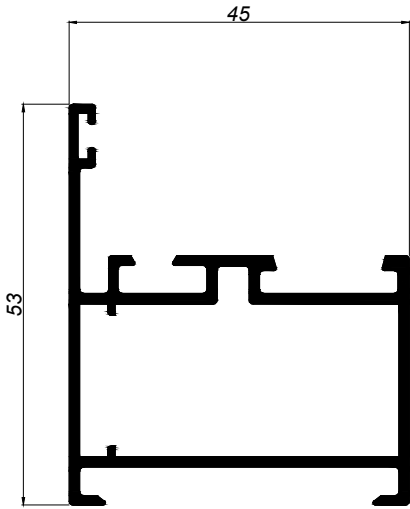
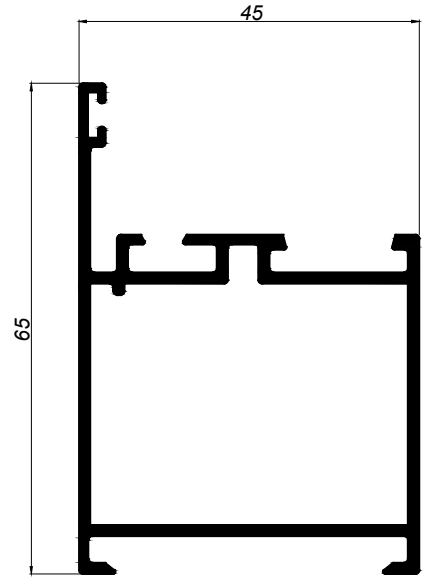




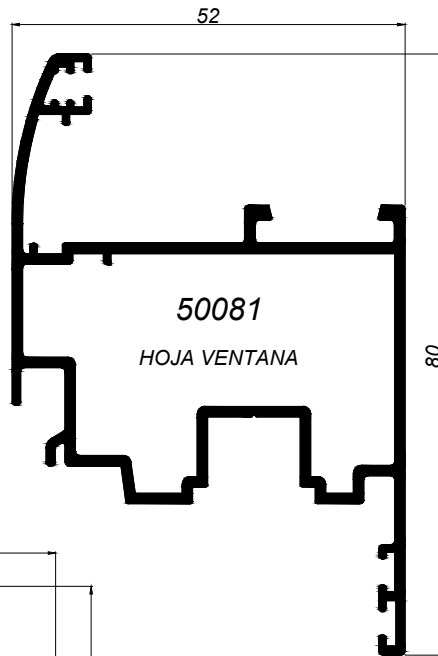
SERIE MARINA
PRACTICABLE
CANAL 16 P-45



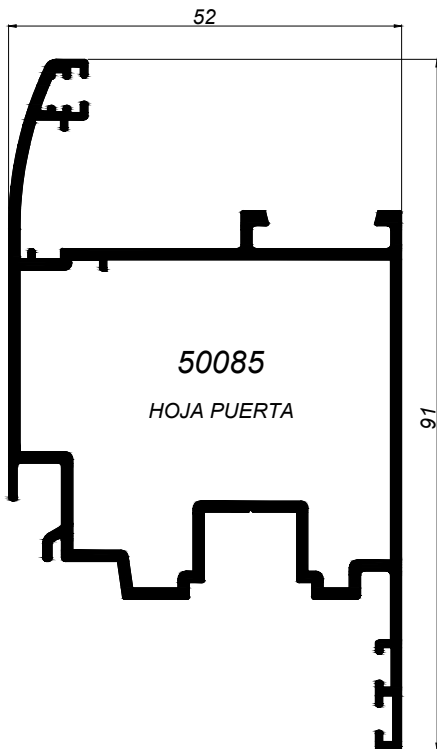
50080
MARCO VENTANA



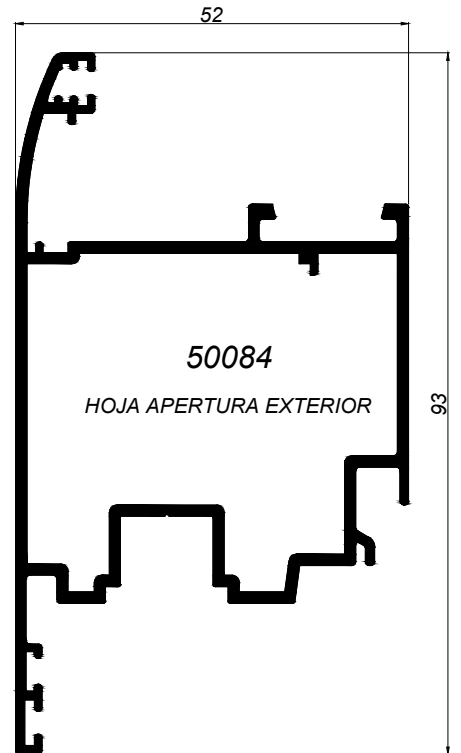
50103
MARCO PUERTA



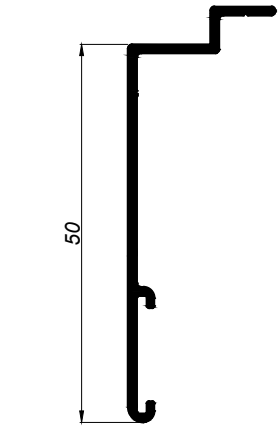
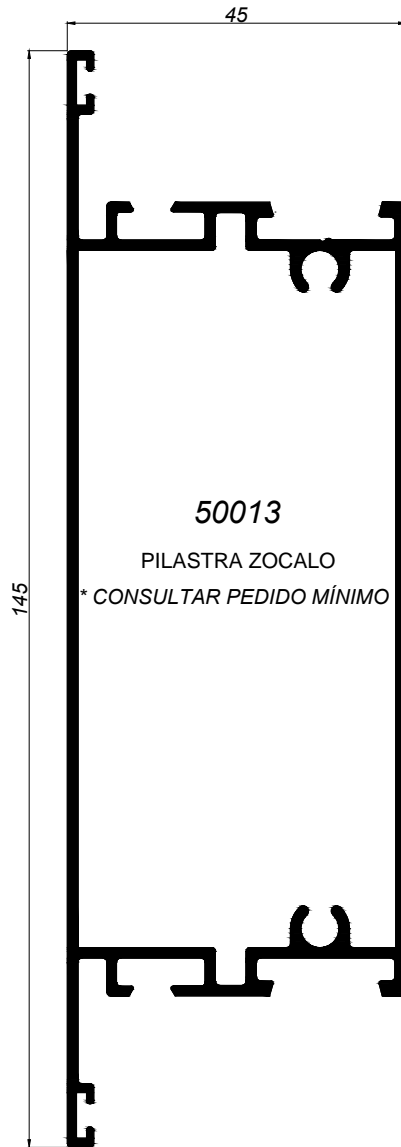
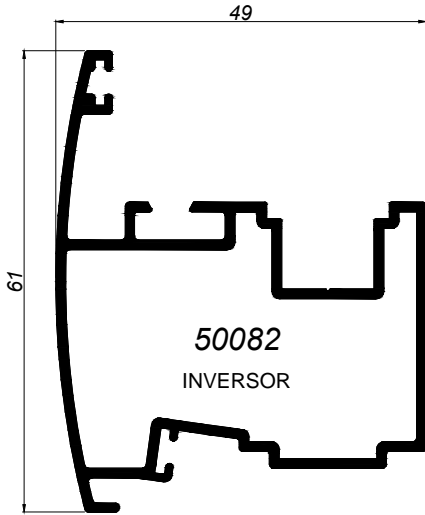
50081
HOJA VENTANA



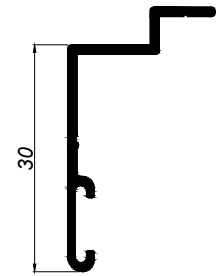
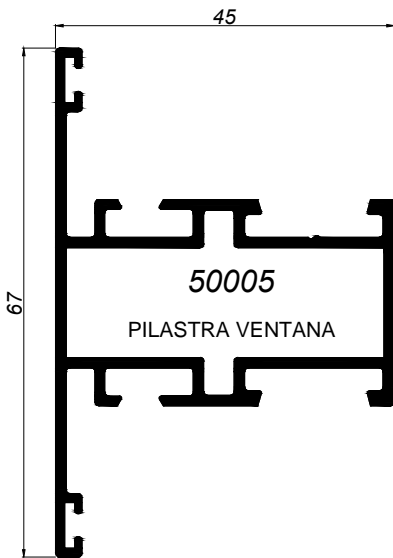
50085
HOJA PUERTA



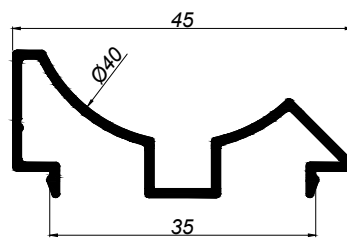
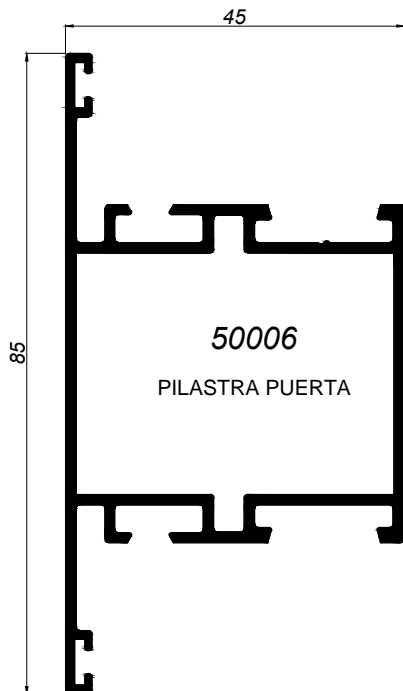
50084
HOJA APERTURA EXTERIOR



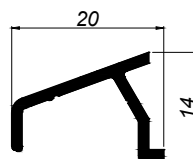
61772
SOLAPE ESCALON DE 50



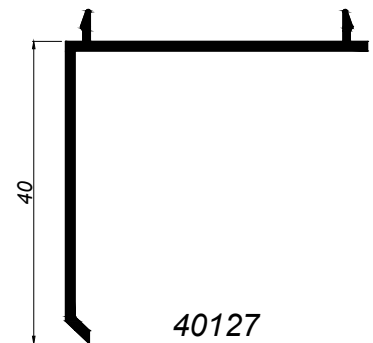
61764
SOLAPE ESCALON DE 30



40122
ESQUINERO REGULABLE



45117
VIERTEAGUAS



40127
SOLAPE CLIP DE 40

HUECOS DE ACRISTALAMIENTO

A

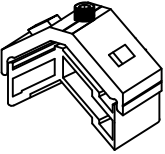
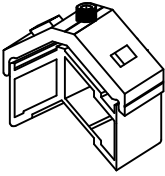


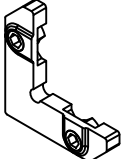



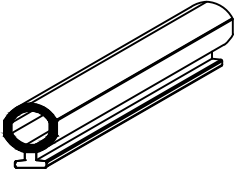
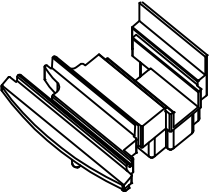
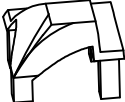
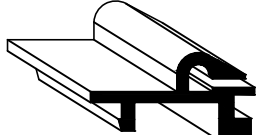
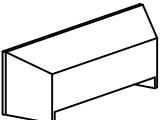
12.5	 29 47135				
16.5	 25 47121	 25 47123	 25 47224		
22	 19,5 47132	 19,5 47733	 19,5 47134		
27	 14,5 47122	 14,5 47125	 14,5 47126	 14,5 47145*	
31	 10,5 47129				
38.5	 3 47243				

* CONSULTAR PEDIDO MÍNIMO

** Los valores de los huecos de acristalamiento son valores nominales. En la elección del hueco de acristalamiento habrá que tener en cuenta las tolerancias de los perfiles, de las juntas de acristalamiento y del vidrio.

Se recomienda no seleccionar un junquillo que deje un hueco cuyo valor nominal se aproxime demasiado al espesor del vidrio.

Accesorios

<p>26292</p>  <p>Escuadra ventana.</p>	<p>26423</p>  <p>Escuadra puerta.</p>	<p>25372</p>  <p>Unión ventana abierta.</p>
<p>25373</p>  <p>Unión puerta abierta.</p>	<p>25968</p>  <p>Escuadra alineación metálica FUJI 2007.</p>	<p>25476</p>  <p>Escuadra alineación metálica hoja.</p>
<p>25379</p>  <p>Junta central marco.</p>	<p>25977</p>  <p>Junta 2º marco.</p>	<p>26940</p>  <p>Junta hoja.</p>
<p>26301</p>  <p>Tapa inversor.</p>	<p>25670</p>  <p>Escuadra junquillo curvo.</p>	<p>25391</p>  <p>Grapa junquillo curvo.</p>
<p>25017</p>  <p>Deflector nylon.</p>		